
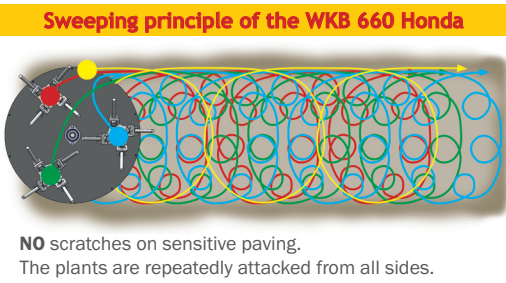
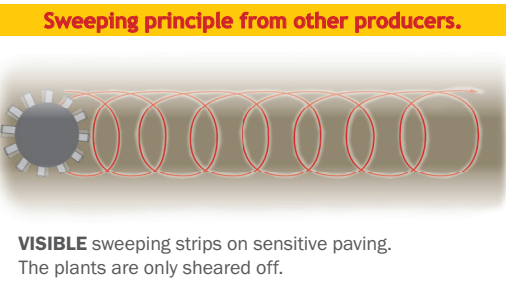


WKB 660 Honda

- easy to handle and operate
- plants are attacked from all sides and removed with a large amount of roots
- ground-friendly work thanks to evenly distributed ground pressure
- convincing sweeping result even on corners and walls



WKB 660 Honda	
Brush drive	Honda GXV 160 OHV 4 stroke petrol engine (industrial motor)
Brush	3 rotating brush holders
Working width	660 mm
Rotation direction of brush	right
Area coverage	1.800 m²/h (dependeing of the degree of soiling)
Column	with wheel height adjustment
Tyres	foamed with polyurethane (with deep groove ball bearings)
Weight	approx 95 kg
Accessory	Spare wire braids



(Technical data are approximate and non-binding.)

